

2022 Consumer Confidence Report for Public Water System

DU CHANE CHATEAUX

PWS ID: 1840100

Contact info

Name: **PALO DURO SERVICE CO INC**

Phone: **817-992-4051**



Este reporte incluye información importante sobre el agua para tomar. Para asistencia en español, favor de llamar al teléfono (817) 244-2248

Information about your drinking water




DU CHANE CHATEAUX provides ground water from **TRINITY RIVER** located in **PARKER COUNTY**.

The sources of drinking water (both tap water and bottled water) include rivers, lakes, streams, ponds, reservoirs, springs, and wells. As water travels over the surface of the land or through the ground, it dissolves naturally-occurring minerals and, in some cases, radioactive material, and can pick up substances resulting from the presence of animals or from human activity.

Drinking water, including bottled water, may reasonably be expected to contain at least small amounts of some contaminants. The presence of contaminants does not necessarily indicate that water poses a health risk. More information about contaminants and potential health effects can be obtained by calling the EPA's Safe Drinking Water Hotline at (800) 426-4791.

Contaminants that may be present in source water include:


- 
- * Microbial contaminants, such as viruses and bacteria, which may come from sewage treatment plants, septic systems, agricultural livestock operations, and wildlife.
 - * Inorganic contaminants, such as salts and metals, which can be naturally-occurring or result from urban stormwater runoff, industrial or domestic wastewater discharges, oil and gas production, mining, or farming.
 - * Pesticides and herbicides, which may come from a variety of sources such as agriculture, urban stormwater runoff, and residential uses.
 - * Organic chemical contaminants, including synthetic and volatile organic chemicals, which are by-products of industrial processes and petroleum production, and can also come from gas stations, urban stormwater runoff, and septic systems.
 - * Radioactive contaminants, which can be naturally-occurring or be the result of oil and gas production and mining activities.

In order to ensure that tap water is safe to drink, EPA prescribes regulations which limit the amount of certain contaminants in water provided by public water systems. FDA regulations establish limits for contaminants in bottled water which must provide the same protection for public health.

Contaminants may be found in drinking water that may cause taste, color, or odor problems. These types of problems are not necessarily causes for health concerns. For more information on taste, odor, or color of drinking water, please contact the systems business office.

You may be more vulnerable than the general population to certain microbial contaminants, such as *Cryptosporidium*, in drinking water. Infants, some elderly, or immunocompromised persons such as those undergoing chemotherapy for cancer; persons who have undergone organ transplants; those who are undergoing treatment with steroids; and people with HIV/AIDS or other immune system disorders, can be particularly at risk from infections. You should seek advice about drinking water from your physician or health care providers. Additional guidelines on appropriate means to lessen the risk of infection by *Cryptosporidium* are available from the Safe Drinking Water Hotline (800-426-4791).

If present, elevated levels of lead can cause serious health problems, especially for pregnant women and young children. Lead in drinking water is primarily from materials and components associated with service lines and home plumbing. We are responsible for providing high quality drinking water, but we cannot control the variety of materials used in plumbing components. When your water has been sitting for several hours, you can minimize the potential for lead exposure by flushing your tap for 30 seconds to 2 minutes before using water for drinking or cooking. If you are concerned about lead in your water, you may wish to have your water tested. Information on lead in drinking water, testing methods, and steps you can take to minimize exposure is available from the Safe Drinking Water Hotline or at <http://www.epa.gov/safewater/lead>.



Information about source water


TCEQ completed an assessment of your source water, and results indicate that our sources have a low susceptibility to contaminants. The sampling requirements for your water system is based on this susceptibility and previous sample data. Any detections of these contaminants will be found in this Consumer Confidence Report. For more information on source water assessments and protection efforts at our system contact Palo Duro Service 817-244-2248

Definitions and abbreviations



The following contains scientific terms and measures, some of which may require explanation.

- Action Level:** The concentration of a contaminant which, if exceeded, triggers treatment or other requirements which a water system must follow.
- Avg:** Regulatory compliance with some MCLs are based on running annual average of monthly samples.
- Level 1 Assessment:** A Level 1 assessment is a study of the water system to identify potential problems and determine (if possible) why total coliform bacteria have been found in our water system.
- Level 2 Assessment:** A Level 2 assessment is a very detailed study of the water system to identify potential problems and determine (if possible) why an E. coli MCL violation has occurred and/or why total coliform bacteria have been found in our water system on multiple occasions.
- Maximum Contaminant Level or MCL:** The highest level of a contaminant that is allowed in drinking water. MCLs are set as close to the MCLGs as feasible using the best available treatment technology.
- Maximum Contaminant Level Goal or MCLG:** The level of a contaminant in drinking water below which there is no known or expected risk to health. MCLGs allow for a margin of safety.
- Maximum residual disinfectant level or MRDL:** The highest level of a disinfectant allowed in drinking water. There is convincing evidence that addition of a disinfectant is necessary for control of microbial contaminants.
- Maximum residual disinfectant level goal or MRDLG:** The level of a drinking water disinfectant below which there is no known or expected risk to health. MRDLGs do not reflect the benefits of the use of disinfectants to control microbial contaminants.
- MFL:** million fibers per liter (a measure of asbestos)
- mrem:** millirems per year (a measure of radiation absorbed by the body)
- na:** not applicable.
- NTU:** nephelometric turbidity units (a measure of turbidity)
- pCi/L:** picocuries per liter (a measure of radioactivity)
- ppb:** micrograms per liter or parts per billion
- ppm:** milligrams per liter or parts per million
- ppq:** parts per quadrillion, or picograms per liter (pg/L)
- ppt:** parts per trillion, or nanograms per liter (ng/L)
- treatment Technique or TT:** A required process intended to reduce the level of a contaminant in drinking water.



2022 Water Quality Test Results



Lead and Copper	Date Sampled	MCLG	Action Level (AL)	90th Percentile	# Sire Over AL	Units	Violation (Y/N)	Likely Source of Contamination
Copper	2022	1.3	1.3	0.3084	0	ppm	N	Erosion of natural deposits; Leaching from wood preservatives; Corrosion of household plumbing systems
Lead	2022	0	15	1.6	0	ppm	N	Erosion of natural deposits; Leaching from wood preservatives; Corrosion of household plumbing systems

Disinfection By-Products	Collection Date	Highest Level Detected	Range of Individual Samples	MCLG	MCL	Units	Violation (Y/N)	Likely source of Contamination
Haloacetic Acids (HAA5)	09/23/2021	1.1	1.1 - 1.1	No goal for the total	60	ppb	N	By-product of drinking water disinfection
Total Trihalomethanes (TTHM)	09/23/2021	3.06	3.06 - 3.06	No goal for the total	80	ppb	N	By-product of drinking water disinfection

Inorganic Contaminants	Collection Date	Highest Level Detected	Range of Individual Samples	MCLG	MCL	Units	Violation (Y/N)	Likely source of Contamination
Barium	2022	0.049	0.049- 0.049	2	2	ppm	N	Discharge of drilling wastes; Discharge from metal refineries; erosion of natural deposits.
Chromium	2022	1.1	1.1 - 1.1	100	100	ppb	N	Discharge from steel and pulp mills; Erosion of natural deposit.
Fluoride	2022	0.186	0.186 - 0.186	4	4.0	ppm	N	Erosion of natural deposit; Water additive which promotes strong teeth; Discharge from fertilizer and aluminum factories.
Nitrate (measured as Nitrogen)	2022	0.116	0.116 - 0.116	10	10	ppm	N	Runoff from fertilizer use; Leaching from septic tanks, sewage; Erosion of natural deposits.

Radioactive Contaminants	Collection Date	Highest Level Detected	Range of Individual Samples	MCLG	MCL	Units	Violation (Y/N)	Likely source of Contamination
Beta/ Photon emitters	09/17/2019	4.4	4.4 - 4.4	0	50	pCi/L*	N	Decay of natural and man-made deposits.

*EPA considers 50pCi/L to be the level of concern for beta particles

Gross alpha excluding radon and uranium	09/17/2019	3.7	3.7 - 3.7	0	15	pCi/L*	N	Erosion of natural deposits.
---	------------	-----	-----------	---	----	--------	---	------------------------------

Disinfectant Residual



Disinfectant residual	year	Average level	Range of level detected	MRDL	MRDLG	Unit of measure	Violation (Y/N)	Source in Drinking Water
Free Chlorine	2022	0.99	0.67 / 1.4	4	4	ppm	N	Water additive used to control microbes

